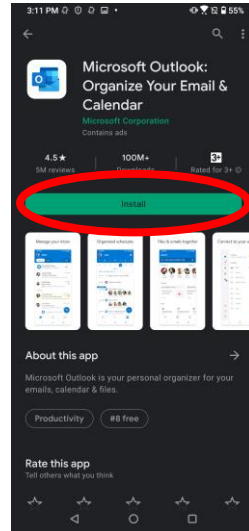


How to use Univ. mail (Android)

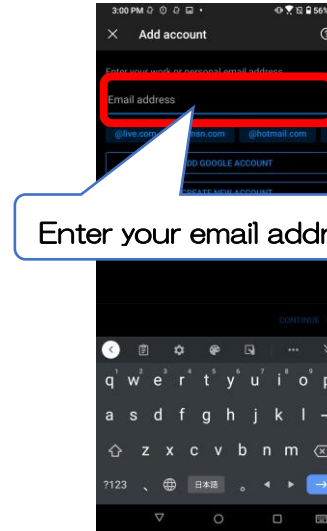
1. Open Play Store.



2. Search for [Microsoft Outlook] and install it.



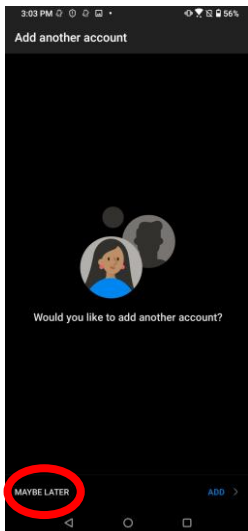
3. Open the app and enter your email address.



4. Enter your password on Microsoft 365 sign-in screen.



5. Tap [MAYBE LATER].



6. Read some useful tips and Inbox shows up.

